Multiple District 308

As of October 2026 Cumulative

Year	New Clubs	Dropped Clubs	Gain/ Loss Clubs	New Members	Charter Members	Reinstate Members	Transfer Members	Total Member Added	Total Members Dropped	Gain/ Loss Members
2022-2023	13	16	-3	1,315	420	92	51	1,878	1,885	-7
2023-2024	8	16	-8	1,151	269	74	30	1,524	1,585	-61
2024-2025	9	7	2	1,154	206	266	65	1,691	1,648	43
2025-2026	14	9	5	1,348	340	192	83	1,963	1,646	317
2026-2027	9	0	9	735	215	20	26	996	183	813
Average	**11**	**10**	**1**	**1,141**	**290**	**129**	**51**	**1,610**	**1,389**	**221**

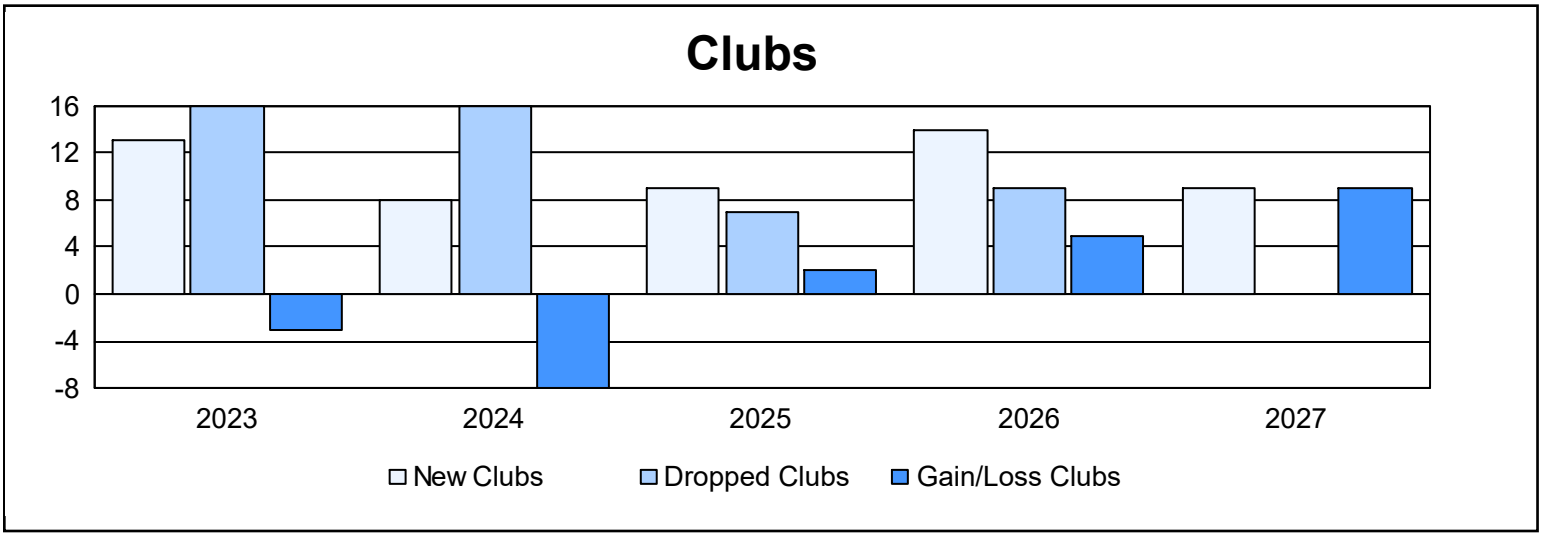

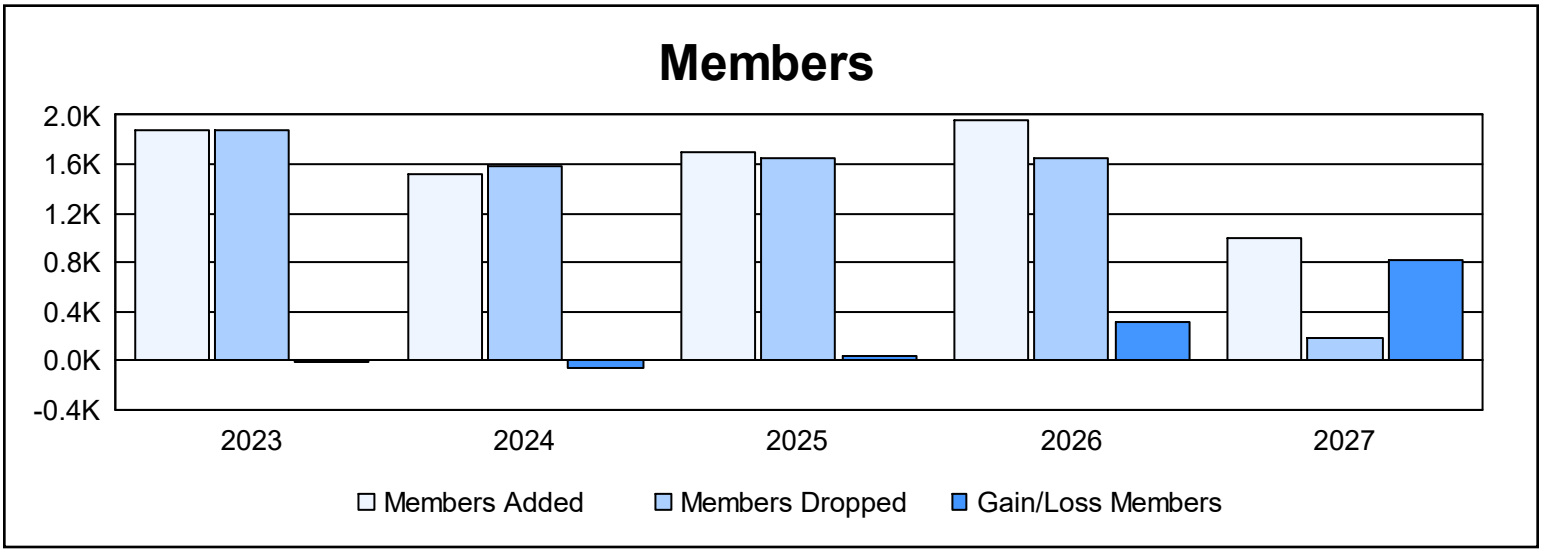

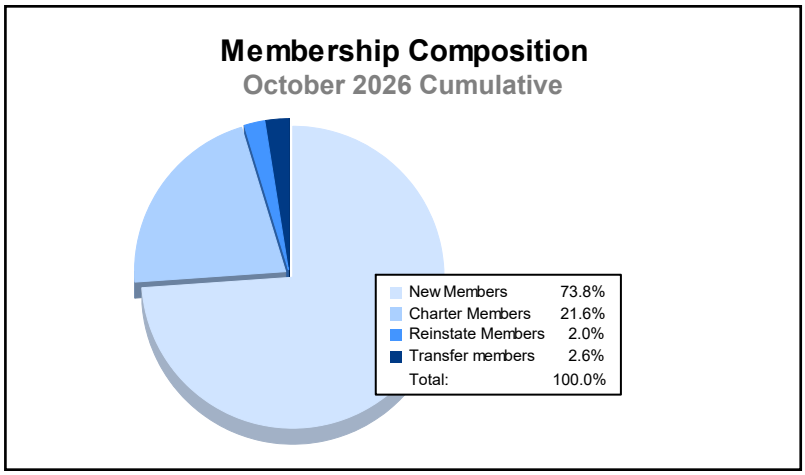
Membership Composition
October 2026 Cumulative
New Members 73.8%
Charter Members 21.6%
Reinstate Members 2.0%
Transfer members 2.6%
Total: 100.0%

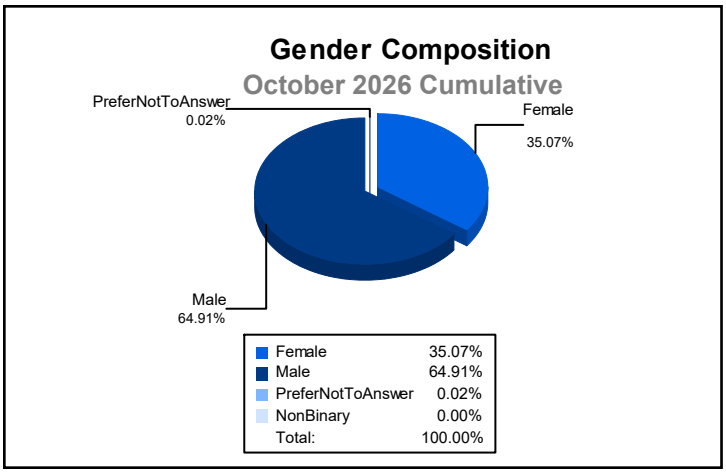
Gender Composition
October 2026 Cumulative
PreferNotToAnswer
0.02%
Female
35.07%
Male
64.91%
Female 35.07%
Male 64.91%
PreferNotToAnswer 0.02%
NonBinary 0.00%
Total: 100.00%